



AKS JAPAN DAY



CONTENTS




Introduction to Japan Day
(Mr Goodchild)

Our Newsletter
(12F)



Japanese Theatre & Clothing
(Written by Mr Waters)

Japanese Sushi
(Written by Jess)



Origami & Japanese Fans
(Written by Alex)

Japanese Technology
(Written by Jakub)



Taiko Drumming
(Written by Tomi)



Japan in Primary
(Written by Harrison)

Quiz on Japan
(Written by Mr Waters)

0 零 rei	1 一 ichi	4 四 yan	5 五 go	8 八 hachi	9 九 kyu
2 二 ni	3 三 san	6 六 roku	7 七 nana	10 十 ju	100 百 hyaku

Reflection on Japan Day
(12F)

Quotes by Teachers
(Alderman Knight Staff)



Primary and Secondary Gallery

Answers & Arigato



Introduction to Japan Day



Mr Goodchild

I want to say a massive thank you to all the staff involved in making Japan Day a huge success. The Taiko drummers that Mrs Lea organised to come in looked (and sounded!) amazing. I am sure most of the school heard them even if they didn't get to see them.



It was great to learn a lot from Mrs Fisher as she shared her experiences living in Japan and taught pupils about the Japanese language and culture in English lessons. The artwork created by Mrs Berry's class looked fantastic, and the origami I saw in Maths was brilliant, as was the sushi pupils were making in food.

I enjoyed supporting science lessons with Lego robots and my drone and learning a bit about how Japan is at the forefront of technological advancements. Overall, it was a brilliant day, one of the best!

Mr Goodchild


Assistant Head

KO N NI CHI WA
こんにちは
HELLO






Our Journalists



We were lucky to have Jess, Alex, Jakub, Harrison and Tomi volunteer as our journalists for Japan Day. They all had the opportunity to explore what was going on, and they each took notes and wrote an article on what their favourite subject was and what they saw.

The involvement these five had in participating was fantastic; they represented Post 16, and they were happy to help with some primary and Key Stage 3 lessons.



Japanese Theatre and Clothing



Mr Waters



I was fortunate to be able to support 7J in their Drama lesson on Japan Day. Miss Price taught the class that the word Drama in Japan is pronounced “Dorama”, which is relatively easy to remember.

Then, Miss Price taught the class about the Kabuki Theatre showing 7J on a PowerPoint. The Kabuki Theatre is known for its extraordinary costumes and fantastic acting.

Pupils get the opportunity to learn about the different types of clothing they wear in Japan, such as the Japanese Kimono, which is a traditional Japanese garment, and sarongs, which is a large piece of fabric that is wrapped around the body, sandals and fans. They enjoyed trying on various types of clothing and would wear them all day if they could!

7J also had an opportunity to try some energetic and traditional Japanese dancing, which they loved!

You can see more of the photos on the gallery page.



Japanese Sushi



Jess

I went to go and see 8D in their food lesson with Mrs Francis, where they were making sushi in Food Room 1. The class were making vegetarian-style sushi rather than using fish. The ingredients used were cucumber, carrots and rice.



After preparing the vegetables and rice, they wrapped the sushi in seaweed using placemats to help roll them up. They also used a soy sauce dip to come with the sushi.



The Japanese love sushi. It is one of the most popular Japanese foods, and it is served worldwide. It is very popular in the UK and we also have many Japanese restaurants.



The sushi looked good, and 8D enjoyed making the sushi and they did a good job.



Origami & Japanese Fans



Alex

I went to see 7J in Miss Barrow's Maths lesson where 7J were learning to make Origami and looking at the different shapes they were making in the lesson.



Origami is popular in Japanese schools as children love making them and they say if you make one hundred cranes it can make your wish come true. I even helped 7J get involved in the activity which was fun.

I also went to visit 7T in the DT Room where Miss Jackson was teaching the group to make Japanese fans using a range of different colours. They used pieces of paper with the design on and taped the paper to the old lollypop sticks.



The pictures of the fans that 7T made will be on the gallery.



Japanese Technology




Jakub

I went to the Science lab to see what they were doing. Mr Goodchild, Miss Postans and Mrs Matalu were teaching what was involved in Japan Day.



There was a robot made out of Lego that solves a rubix cube and there was a track (a black line).

I also got to see Mr Goodchild teach about a drone with a camera inside that flew across the school.



Pupils also had to create a more complicated track with pieces of paper and posted notes to connect the track which involved some team work from pupils in the class. We had a combination of 9N and 8B.

At the end of the lesson Mr Goodchild showed us what the drone had filmed around the school and we got to see the view of the school whilst the drone was up in the air.



Taiko Drumming



By Tomi

I went to go and see the Taiko drumming, which was in the main hall. The school had visitors come in to teach 8B, 8D, 8K and 8W how to play Taiko drumming. Mrs Lea was overseeing in the main hall and told me what was happening so I learnt the instructions of how to use the Taiko drums.



You hold the sticks out in front of you and hold the sticks with your thumb and fingers. Then you outstretch your arms to the ceiling, then down in front of your face using one stick and then bang the drums. You raise one hand and then you would raise the other hand.

When they play the drums, they shout words which reminds me of Japanese karate. These are calls of encouragement to other players who are playing on the drums.




They played to different beats and rhythm but they made a nice sound although very loud, it was enjoyable and fun. Pupils really enjoyed being involved.



Japan Day in Primary



Harrison



I went to see what was happening in primary. 2H were learning the Japanese alphabet and they were learning some of the Japanese words such as arigatto which is thank you.



The numbers 1-10 are ichi (one), ni (two), san (three), shi-yon (four), go (five), roku (six), shichi nana (seven), hachi (eight), kyu (9) and ju (10) which was fascinating to learn.



They were also looking at some Japanese phrases and Japanese greetings that were going on such as konitchwa which means hello and for hi it is ya.



Primary also made sushi using vegetables such as cucumber and carrots with rice and they used seaweed to wrap the sushi in and the primary pupils enjoyed it.



4. Good morning 5. Good afternoon 7. Good night



Japanese Quiz



Mr Waters



1. How far is Japan from England?

- A) 200 Miles
- B) 5,845 Miles
- C) 460 Miles



2. What is the capital of Japan

- A) Tokyo
- B) Osaka
- C) Hakone



3. What is the name of a famous Japan Dress

- A) Dress
- B) Geta
- C) Kimono



4. What is the famous flower in Japan

- A) Rose
- B) Tulip
- C) Cherry Blossom



5. How do people in Japan greet each other?

- A) Handshake





- B) Bow to each other
- C) Kiss on the cheek



6. What is a national sport in Japan?

- A) Sumo Wrestling
- B) Football
- C) Badminton

7. What is the name of animation named in Japan

- A) Pixar
- B) Anime
- C) Cartoon



8. What is the most popular food Japanese eat?

- A) Sushi
- B) Chicken
- C) Vegetables

9. What number do the Japanese think is unlucky?

- A) 5
- B) 2
- C) 4



10. What is a Japanese Value?

- A) Mutual Respect
- B) Friendship
- C) Tolerance



Japan Day Reflection



Jess, Alex, Jakub, Tomi and Harrison



12F have said they all enjoyed Japan Day and enjoyed being involved and writing the articles. Three questions were asked to each member.



Question: What did you think of Japan Day?

Jess: I really enjoyed it

Alex: I had a fun time going around and seeing what everyone was doing.

Jakub: It was a great time to see what activities were on.

Tomi: Japan is one of my favourite countries so I was really excited to see what was happening.

Harrison: It was a great day and I enjoyed the experience.



Question: What was your favourite activity you saw?

Jess: The drone was interesting as well as seeing pupils make sushi

Alex: I enjoyed the origami and seeing pupils make fans.

Tomi: I really enjoyed the technology and the drumming.

Jakub: I really liked looking at the technology with Mr Goodchild

Harrison: I liked the technology it was interesting.



Question: If we did another modern foreign language day which country would you choose?

Jess: Finland

Alex: Spain

Tomi: China or South Korea

Jakub: Mexico

Harrison: Italy





Thoughts On Japan Day



"2H had so much fun learning about the country Japan. We learnt some Japanese greetings, such as 'Konnichiwa and Arigato'. We also had a look at the Japanese alphabet and wrote some Japanese phrases. In the afternoon, we made vegetable sushi"

Miss Hancock Primary Teacher

Numbers in Japanese

1	2	3	4	5
一	二	三	四	五
ichi	ni	san	yon or shi	go
6	7	8	9	10
六	七	八	九	十
roku	nana or shichi	hachi	kyuu	jyuu

"In 2P, we learned to count to 10 in Japanese, and we also then made sushi. We learned of a tradition where people in Japan eat KFC on Christmas day"

Mr Powell Primary Teacher



"Year 7 had an incredible time celebrating Japanese Day, showcasing their creativity and enthusiasm for Japanese culture! In Design Technology (DT), the students made traditional paddle fans, incorporating their artistic flair into these beautiful and functional creations. Fan Dancing is a traditional dance that is joyful and slow in a rhythmic way, and after watching some examples, the classes went on to make their own as a way to celebrate and connect with Japanese heritage.

The fans were decorated with a range of unique Japanese elements, such as Manga characters, cherry blossoms, and iconic references like Sonic the Hedgehog and Japanese football teams, reflecting the students' diverse interests and understanding of Japanese pop culture"

Miss Jackson Religion & Worldviews and DT Teacher



"On Japan Day, the 2R pupils loved making and trying Sushi (some for the first time!). We also really enjoyed learning how to say hello, goodbye and thank you in Japanese"

Miss Robson Primary Teacher

"We were lucky enough in the English department to have Mrs Fisher, who has lived in Japan. She gave us a little bit of background on the country and one of its most beautiful forms of art, Haiku, which is a short poem focused on nature. We wrote our own Haikus, and then Mrs Fisher visited us and taught us some Japanese, for example, how to count to ten."

Mrs Kelley English Subject Lead

HAIKU

Butterflies are cool
in the big, huge, green forest.
They fly up so high!



"During the drama session, pupils had the opportunity to dress up in Japanese sarongs, wear Japanese sandals and use fans. Pupils learnt the Japanese word for drama and learnt about Kabuki theatre. Pupils also had the opportunity to participate in traditional Japanese dancing. This was a lovely fun and energetic session!"

"During our sessions, I learnt the Japanese word for drama, which I did not know before"

Miss Price Drama/Arts Award Teacher



"We thoroughly enjoyed Taiko drumming with the Year 8 classes. CCS Taiko came in and ran 3 workshops. We learned to count to 10 in Japanese, using this knowledge to count beats and we learned the different names of the drums. We then played some amazing rhythm patterns on them! It was very loud and you could hear us across the whole school site...but it was also great fun"

Mrs Lea Music Teacher



"Many years ago, I worked as an assistant English teacher in Japan for two years. So, it was wonderful to be able to share my experiences with some of our students in their English lessons. We looked at a map of Japan and saw the four main islands of Japan - Honshu, Hokkaido, Kyushu and Shikoku. Using a powerpoint, I showed them some photos of the cherry blossom in Japan which is very important in Japanese culture. I talked about how different the houses are in Japan - so instead of carpets, traditional Japanese houses have tatami mats, made of grass. Japanese people also never wear outdoor shoes inside their houses, instead they take them off in the entrance hall. I also showed students origami cranes I'd made and later made some with my tutor group, 12F. They also learnt a bit of Japanese - though as I reminded them, they already know some Japanese words, for example origami, karaoke, karate, sushi, futon!"

Mrs Fisher English Teacher

"The development of technology in Japan is world leading with many of the tech giants headquarters being in Japan. This includes Sony, Nintendo, Canon and Toshiba. We concentrated on the robotics side of technology, especially how in the car industry, the use of robotics has increased car production from 1 car a day to 1,000 cars a day.

We were lucky enough to use a Lego robot who used sensors to follow a black line. Pupils were able to design their own circuit for the robot to follow with straight lines and curves.



Mr Goodchild brought in his drone and demonstrated to 9N and 8B how the technology worked and took a video over the top of school. We replayed the video on the IWB so everyone could see the top of the school roof and discovered we had solar panels up there".


Miss Postans and Mrs Matalu Science Teacher







Primary & KS3 Gallery



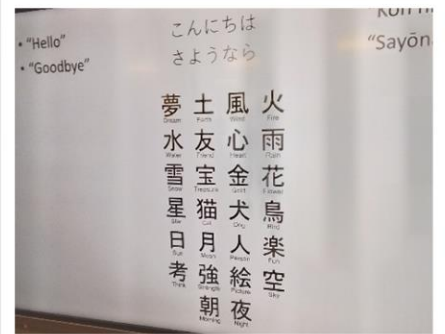

















Let's learn some Japanese together

Did you know that in Japan, there are 3 different alphabets!

Hiragana ひらがな

Katakana カタカナ


Kanji 漢字

Counting to 10 in Japanese

1. ichi	6. roku
2. ni	7. shichi
3. san	8. hachi
4. yon	9. kyu
5. go	10. ju

Examples of a haiku


A haiku is three lines long.
Line 1 must have 5 syllables
Line 2 must have 7 syllables
Line 3 must have 5 syllables.



Low dandelions
and watch a thousand wishes
catter in the wind.

Gentle breeze whispers,
Through the dancing leaves, a song.
A lullaby of peace.







Answers



1. B
2. A
3. C
4. C
5. A
6. A
7. B
8. A
9. C
10. A



4

四

Shi



Arigato

ありがとう
Arigato *Thank You

A big thank you to Harrison, Jess, Jakub, Tomi and Alex in 12F for their contributions to the newsletter. Thank you to Mr Goodchild for organising the day. Thank you to all the teachers and TAs who helped organise the activities making it a real experience and thank you to all the pupils for their excellent behaviour.



How to Say "Goodbye" in Japanese

さようなら。
Sayounara.

Fairwell.

